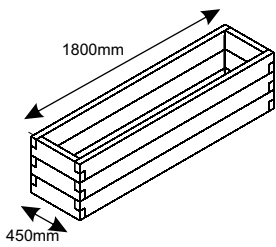


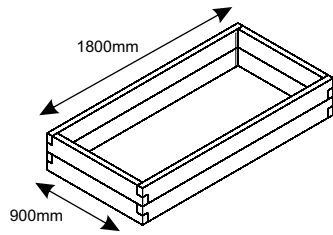
# RAISED PLANTERS

IMPORTANT, RETAIN FOR FUTURE REFERENCE : READ CAREFULLY

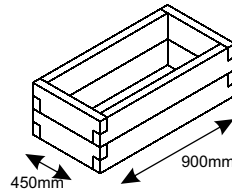
Issue 0109.10



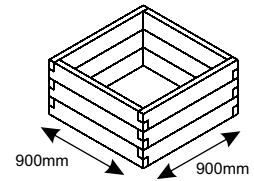
FRB4501800



FRB18090

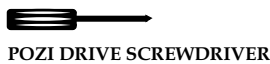


FRB9045



FRB90

**REQUIRED TOOLS : (NOT SUPPLIED)**



**IMPORTANT :**  
ASSEMBLY OF THIS  
PRODUCT REQUIRES TWO  
PEOPLE

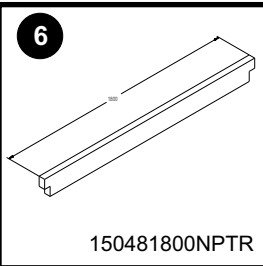


SHOULD YOU REQUIRE ANY ADDITIONAL GUIDANCE WITH THE ASSEMBLY OF YOUR SHED PLEASE CONTACT OUR TECHNICAL HELP LINE ON 0844 248 9853

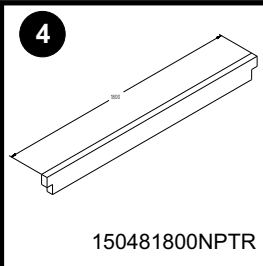
Thank you for choosing this garden building manufactured by the UK's largest manufacturer of timber garden products. In order to gain the most benefit from it, please note the following:

- If there are any technical queries with the product, please contact our customer help line on 0844 248 9853 between the hours of 8.30 am and 5.00 pm Monday to Friday.
- Please ensure that you thoroughly check all component parts for quantity and quality before you commence building the product. If there are any missing parts, please contact the help line as shown immediately. The manufacturer cannot be held liable for damaged items once any part of the product has been fitted or altered in any way (e.g. Painted)
- Timber is a natural material. It will shrink and swell as a result of varying moisture content.
- Please keep all plastic bags and small parts away from children in order to reduce the risk of suffocation.

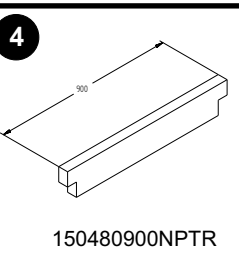
**FRB4501800**



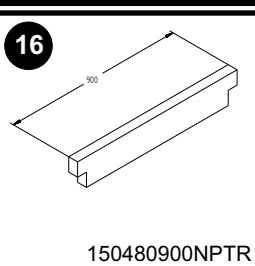
**RB4501800**



**FRB9045**



**FRB90**



**FPRB  
FIXING PACK**

